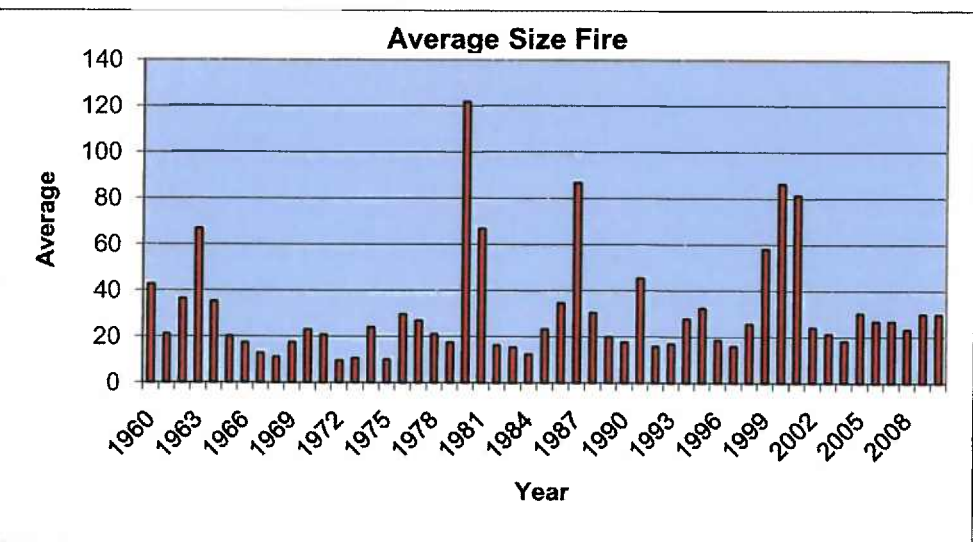
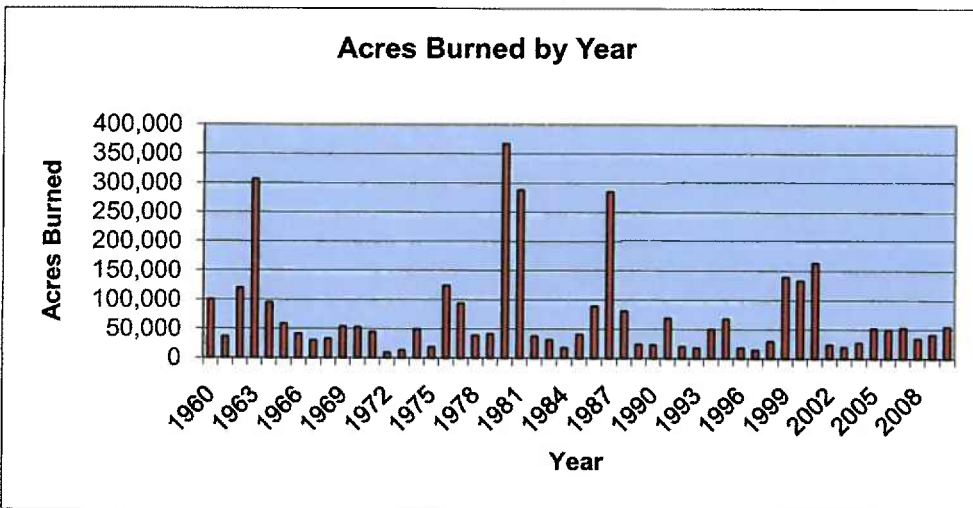
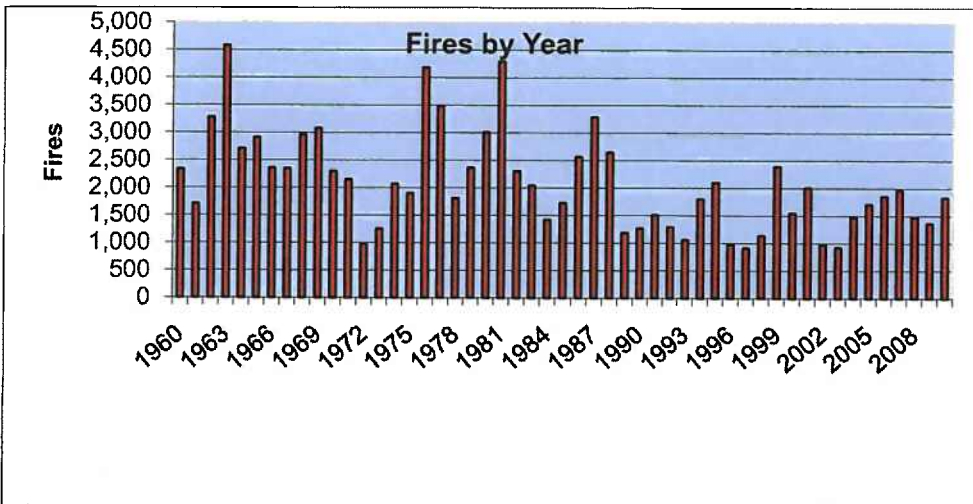


Fire Summary 1960-2010 Report

| Year | Fires | Acres | Average |
|------|--------------|----------------|------------|
| 1960 | 2,339 | 99,823 | 43 |
| 1961 | 1,713 | 36,177 | 21 |
| 1962 | 3,277 | 119,566 | 36 |
| 1963 | 4,579 | 306,253 | 67 |
| 1964 | 2,710 | 95,198 | 35 |
| 1965 | 2,911 | 58,635 | 20 |
| 1966 | 2,358 | 41,039 | 17 |
| 1967 | 2,352 | 30,158 | 13 |
| 1968 | 2,965 | 33,122 | 11 |
| 1969 | 3,079 | 54,000 | 18 |
| 1970 | 2,298 | 53,008 | 23 |
| 1971 | 2,153 | 44,567 | 21 |
| 1972 | 977 | 9,424 | 10 |
| 1973 | 1,258 | 13,396 | 11 |
| 1974 | 2,073 | 49,775 | 24 |
| 1975 | 1,900 | 19,021 | 10 |
| 1976 | 4,185 | 123,789 | 30 |
| 1977 | 3,485 | 94,106 | 27 |
| 1978 | 1,816 | 38,440 | 21 |
| 1979 | 2,364 | 41,480 | 18 |
| 1980 | 3,011 | 367,019 | 122 |
| 1981 | 4,298 | 287,568 | 67 |
| 1982 | 2,302 | 37,561 | 16 |
| 1983 | 2,041 | 31,702 | 16 |
| 1984 | 1,422 | 17,728 | 12 |
| 1985 | 1,730 | 40,533 | 23 |
| 1986 | 2,565 | 88,735 | 35 |
| 1987 | 3,283 | 285,036 | 87 |
| 1988 | 2,643 | 80,452 | 30 |
| 1989 | 1,188 | 23,755 | 20 |
| 1990 | 1,266 | 22,437 | 18 |
| 1991 | 1,514 | 68,904 | 46 |
| 1992 | 1,297 | 20,574 | 16 |
| 1993 | 1,068 | 18,126 | 17 |
| 1994 | 1,802 | 50,263 | 28 |
| 1995 | 2,097 | 67,828 | 32 |
| 1996 | 976 | 18,066 | 19 |
| 1997 | 913 | 14,475 | 16 |
| 1998 | 1,140 | 29,224 | 26 |
| 1999 | 2,396 | 139,110 | 58 |
| 2000 | 1,545 | 133,347 | 86 |
| 2001 | 2,010 | 163,327 | 81 |
| 2002 | 976 | 23,542 | 24 |
| 2003 | 926 | 19,681 | 21 |
| 2004 | 1,470 | 26,916 | 18 |
| 2005 | 1,710 | 51,586 | 30 |
| 2006 | 1,857 | 49,716 | 27 |
| 2007 | 1,965 | 52,506 | 27 |
| 2008 | 1,480 | 34,381 | 23 |
| 2009 | 1,369 | 40,934 | 30 |
| 2010 | 1,830 | 54,593 | 30 |



| | | | |
|------|-------|--------|----|
| 5av | 1,700 | 46,426 | 27 |
| 10av | 1,559 | 51,718 | 31 |
| 20av | 1,517 | 53,855 | 33 |
| 51av | 2,096 | 72,953 | 31 |

blue = lowest

red = highest